

DATE	REV	REVISION RECORD	REVISED BY	APPROVED BY
02-17-16	A	QPL SAE AS83519 APPROVAL	M AGUILAR	M AGUILAR

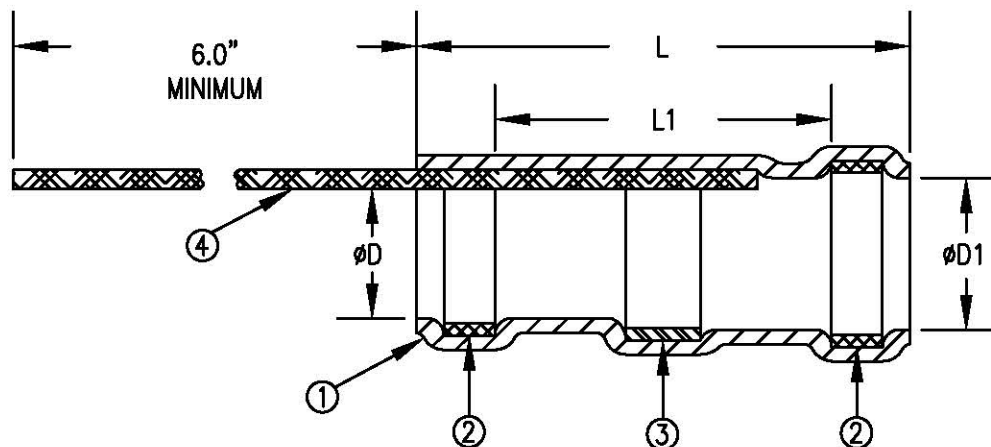


TABLE I: PRODUCT DETAILS

SAE AS83519/3 PART NUMBER	(5) MARKING CODE *CLASS II NO "50" PREFIX	SUMITOMO PART NUMBER *CLASS II ADD -C2 SUFFIX	L ± .070	L1 MIN	ØD MIN	ØD1 MIN
AS83519/3-1	S0301S	H-MB-1	.650	.325	.075	.104
AS83519/3-2	S0302S	H-MB-2	.650	.325	.104	.145
AS83519/3-3	S0303S	H-MB-3	.650	.325	.169	.200
AS83519/3-4	S0304S	H-MB-4	.752	.325	.234	.254
AS83519/3-5	S0305S	H-MB-5	.752	.325	.276	.299

MATERIALS:

- ① INSULATION SLEEVE:
HEAT-SHRINKABLE, RADIATION CROSSLINKED, MODIFIED POLYVINYLIDENE FLUORIDE.
COLOR = TRANSPARENT BLUE.
- ② MELTABLE SEALING RING:
THERMALLY STABILIZED THERMOPLASTIC. COLOR = 2 BLUE
- ③ SOLDER PREFORM:
ALLOY - Sn63 WITH RED THERMOCHROMIC INDICATOR, MELTS AT 183°C. PER ANSI-J-STD-006.
*(CLASS II = NO RED THERMOCHROMIC INDICATOR)
FLUX - ROL1 TYPE RMA FLUX FOR SILVER OR TIN APPLICATIONS. PER ANSI-J-STD-004.
- ④ PRE-INSTALLED BRAID, FLAT, TIN PLATED STRANDS, 640CMA, 8X5X38 CONSTRUCTION, PRE-TINNED.
- ⑤ MARKING CODE APPLIED TO SLEEVE.

DIMENSIONS ARE IN INCHES TOLERANCES: (EXCEPT AS NOTED) LINEAR 0.0 = N/A 0.00 = N/A 0.000 = N/A ANGULAR 0° = N/A 0°0' = N/A 0°00' = N/A		 915 ARMORLITE DR., SAN MARCOS, CA 92069	
An STS PRODUCT DRAWN D. SHOUDY 02-11-15 APPROVED M. JOHNSON 02-11-15		TITLE: SOLDER TERMINATION SLEEVE WITH PRE-INSTALLED BRAID ENVIRONMENTAL RESISTANT. SAE AS83519/3 QUALIFIED.	
OTHER REF. SAE AS83519/3 (1-5) ORIG. DATE 02-11-15		DRAWING NUMBER: H-MB-X SAE AS83519/3 (1-5)	
SCALE: NONE		CAD NO. H-MB-X SAE AS83519/3 (1-5)	
		REV A SHEET 1 OF 2	

RECOMMENDED CABLE PREPARATIONS:





TABLE II: CABLE PREPARATION MEASUREMENTS

SUMITOMO PART NUMBER	$\phi D2$ MAXIMUM	$\phi D3$ MINIMUM	$\phi D4$ MAXIMUM	$\phi D4$ MINIMUM	L2 RANGE
H-MB-1	.075	.035	.104	.020	.270-.330
H-MB-2	.104	.055	.145	.030	.270-.330
H-MB-3	.169	.085	.200	.050	.270-.330
H-MB-4	.234	.130	.254	.070	.270-.330
H-MB-5	.276	.169	.299	.100	.270-.330

NOTES:

- PLEASE REFER TO THE SUMITOMO ELECTRIC STS INSTALLATION GUIDE FOR RECOMMENDED ASSEMBLY INFORMATION.
- TEMPERATURE RANGE: -55°C TO $+150^{\circ}\text{C}$.

 SUMITOMO ELECTRIC INTERCONNECT PRODUCTS, INC.		
915 ARMORLITE DR., SAN MARCOS, CA 92069		
TITLE: SOLDER TERMINATION SLEEVE WITH PRE-INSTALLED BRAID ENVIRONMENTAL RESISTANT. SAE AS83519/3 QUALIFIED.		
DRAWING NUMBER: H-MB-X SAE AS83519/3 (1-5)		REV A
SCALE: NONE	CAD NO. H-MB-X SAE AS83519/3 (1-5)	SHEET 2 OF 2